



# MASTERY CHARTER SCHOOL AT LENFEST

## 2021-22 SCHOOL PROGRESS REPORT ON EDUCATION AND EQUITY

School Code | 3361 Sector | Charter Network | Charters  
 Principal Name | Christopher Ziemba  
 Address | 35 S 4th St  
 Phone | 215-922-1902 Website | masterycharter.org/secondary-schools/lenfest-campus  
 Report Type | High School Grades in Report | 9-12  
 Admissions Category | Citywide With Criteria  
 Turnaround Model | N/A  
 Receives K8 Report | Yes  
 Oct 1 Enrollment | 381

### Student Enrollment and Demographics



- 0.5% American Indian / Alaskan Native
- 0.8% Asian
- 77.2% Black / African American
- 16.3% Hispanic / Latino
- 3.4% Multi Racial / Other
- 0.0% Native Hawaiian / Pacific Islander
- 1.8% White

421

Total Number of Students Served for 10+ Days Over the Year

32.8%

% Students with IEPs

3.2%

% English Learners

89.8%

% Economically Disadvantaged

### Student Attendance

31.6%

% Students Attending at Least 95% of Instructional Days

53.9%

% Students Attending at Least 90% of Instructional Days

### Score Level

# Level 5

## Performance

At or Above Target in **20.0 %**  
 1 out of 5 Eligible Metrics

## Improvement

Insufficient Data for Score

### Goal Performance (All Students)

GOAL 4 | % of 11th Graders Proficient on Algebra, Biology, & Literature Keystones

Score: **12.7 %**



-19.0 pts from 2021-2022 target

NOT MEETING

no data prior year

GOAL 5 | % of 12th Grade Career and Technical Education (CTE) Students Meeting Industry Standards

Data Unavailable

- Meeting Target
- Not Meeting Target

### Performance

Insufficient Data for Score

### Improvement

Insufficient Data for Score

### Level

#### American Indian / Alaskan Native

Insufficient Data for Score

Insufficient Data for Score

#### Asian

Insufficient Data for Score

Insufficient Data for Score

#### Black / African American

Insufficient Data for Score

Insufficient Data for Score

#### Hispanic / Latino

Insufficient Data for Score

Insufficient Data for Score

#### Multi Racial / Other

Insufficient Data for Score

Insufficient Data for Score

#### Native Hawaiian / Pacific Islander

Insufficient Data for Score

Insufficient Data for Score

#### White

Insufficient Data for Score

Insufficient Data for Score

#### English Learners

Insufficient Data for Score

Insufficient Data for Score

#### Students with IEPs

Insufficient Data for Score

Insufficient Data for Score

#### Economically Disadvantaged

Insufficient Data for Score

Insufficient Data for Score

# College & Career: Every Student Graduates Ready for College and Careers

## Goal 4 - Keystone Proficiency

School Code | 3361 School Name | Mastery Charter School at Lenfest

**Goal 4:** The percentage of students who are proficient on all three state high school assessments (Algebra, Literature, and Biology) by the end of their 11th grade year will grow from 26.1% in August 2019 to 52.0% by August 2026.

### % of 11th Graders Proficient on Algebra, Biology, & Literature Keystones

**All Students**, 79 students

**Score: 12.7 %**



**2021-2022 Target: 31.7 %**

-19.0 pts from target

**2025-2026 Goal: 52.0 %**

-39.3 pts from target

NOT MEETING

no data prior year



- Meeting Target
- Not Meeting Target

**American Indian / Alaskan Native**

Insufficient Sample

**Asian**

Insufficient Sample

**Black / African American**, 65 students

**Score: 7.7 %**  
-24.0 pts from target

NOT MEETING

no data prior year



**Hispanic / Latino**

Insufficient Sample

**Multi Racial / Other**

Insufficient Sample

**Native Hawaiian / Pacific Islander**

Insufficient Sample

**White**

Insufficient Sample

**English Learners**

Insufficient Sample

**Students with IEPs**, 20 students

**Score: 10.0 %**  
-21.7 pts from target

NOT MEETING

no data prior year



**Economically Disadvantaged**, 56 students

**Score: 14.3 %**  
-17.4 pts from target

NOT MEETING

no data prior year



# College & Career: Every Student Graduates Ready for College and Careers

## Goal 5 - Career and Technical Education

## Graduation and College Readiness

School Code | 3361 School Name | Mastery Charter School at Lenfest

**Goal 5:** The percentage of Career and Technical Education (CTE) students who pass an industry standards-based competency assessment by the end of their 12th grade year will grow from 54.5% in August 2019 to 80.0% in August 2026.

### % of 12th Grade CTE Students Meeting Industry Standards

#### All Students

Data Unavailable

### AP, IB, or Dual Enrollment Course Metrics

14.0 %

*% of Students Meeting Standard on AP Exam, on IB Exam, or in Dual Enrollment Course by End of 12th Grade*

22.1 %

*% of Students Participating in but Not Meeting Standard on AP Exam, IB Exam, or Dual Enrollment Course by the End of 12th Grade*

64.0 %

*% of Students Not Participating in AP Exam, IB Exam, or Dual Enrollment Course by the End of 12th Grade*

### Other Key Metrics

2.4 %

*Ninth-Grade On-Track Rate*

34.4 %

*First-Fall Matriculation*

53.5 %

*% of Students Completing the FAFSA by End of 12th Grade*

- Meeting Target
- Not Meeting Target

# College & Career: Every Student Graduates Ready for College and Careers

## Graduation and College Readiness

School Code | 3361 School Name | Mastery Charter School at Lenfest

### Four-Year Cohort Graduation Rate

All Students, 86 students

**Score: 94.2 %**



**2021-2022 Target: 87.7 %**

6.5 pts above target

**2025-2026 Goal: 90.0 %**

4.2 pts above target



- Meeting Target
- Not Meeting Target

American Indian / Alaskan Native

Insufficient Sample

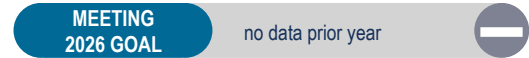
Asian

Insufficient Sample

Black / African American, 68 students

**Score: 92.7 %**

5.0 pts above target



Hispanic / Latino

Insufficient Sample

Multi Racial / Other

Insufficient Sample

Native Hawaiian / Pacific Islander

Insufficient Sample

White

Insufficient Sample

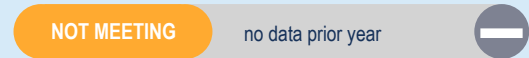
English Learners

Insufficient Sample

Students with IEPs, 23 students

**Score: 82.6 %**

-5.1 pts from target



Economically Disadvantaged

Insufficient Sample

# College & Career: Every Student Graduates Ready for College and Careers

## Graduation and College Readiness

School Code | 3361 School Name | Mastery Charter School at Lenfest

### Four-Year Cohort Drop-Out Rate

### Four-Year Cohort Continuation Rate

#### All Students

1 out of 86 students

Score: 1.2%

#### All Students

4 out of 86 students

Score: 4.7%

#### American Indian / Alaskan Native

Insufficient Sample

#### American Indian / Alaskan Native

Insufficient Sample

#### Asian

Insufficient Sample

#### Asian

Insufficient Sample

#### Black / African American

1 out of 68 students

Score: 1.5%

#### Black / African American

4 out of 68 students

Score: 5.9%

#### Hispanic / Latino

Insufficient Sample

#### Hispanic / Latino

Insufficient Sample

#### Multi Racial / Other

Insufficient Sample

#### Multi Racial / Other

Insufficient Sample

#### Native Hawaiian / Pacific Islander

Insufficient Sample

#### Native Hawaiian / Pacific Islander

Insufficient Sample

#### White

Insufficient Sample

#### White

Insufficient Sample

#### English Learners

Insufficient Sample

#### English Learners

Insufficient Sample

#### Students with IEPs

0 out of 23 students

Score: 0.0%

#### Students with IEPs

4 out of 23 students

Score: 17.4%

#### Economically Disadvantaged

Insufficient Sample

#### Economically Disadvantaged

Insufficient Sample

# Climate, Culture & Opportunity

## Guardrail 1 - Welcoming and Supportive Schools

School Code | 3361 School Name | Mastery Charter School at Lenfest

**Guardrail 1:** Every school will be a safe, welcoming and healthy place where our students, staff and community want to be and learn each day. This means that our schools will be: 1) environmentally safe and clean; and 2) spaces with inclusive climates that provide students with access to robust social, emotional, and mental health supports.

School Climate Score	School Climate Survey		
Insufficient Sample	Insufficient Sample <i>Student Rating</i>	Insufficient Sample <i>Parent Rating</i>	Insufficient Sample <i>Teacher Rating</i>
School Instruction Score	School Instruction Survey		
Insufficient Sample	Insufficient Sample <i>Student Rating</i>	Insufficient Sample <i>Parent Rating</i>	Insufficient Sample <i>Teacher Rating</i>

- Meeting Target
- Not Meeting Target

 **Not Applicable**

School Has at Least 2 Behavioral/Mental Health Support FTEs per 500 Students

# Climate, Culture & Opportunity

## Guardrail 1 - Welcoming and Supportive Schools

School Code | 3361 School Name | Mastery Charter School at Lenfest

**Guardrail 1:** Every school will be a safe, welcoming and healthy place where our students, staff and community want to be and learn each day. This means that our schools will be: 1) environmentally safe and clean; and 2) spaces with inclusive climates that provide students with access to robust social, emotional, and mental health supports.

% of Students Attending at Least 95% of Instructional Days	% of Students Attending	
<p><b>All Students: 421 Students</b></p> <p style="text-align: center;"><b>Score: 31.6 %</b></p> <p>2021-2022 Target: 52.9 % -21.3 pts from target</p> <p>2025-2026 Goal: 60.0 % -28.4 pts from target</p> <p>NOT MEETING <span style="margin-left: 100px;">no data prior year</span></p>	<p><b>Greater Than 95% of Instructional Days</b></p>	<p><b>31.6 %</b></p>
	<p><b>90-95% of Instructional Days</b></p>	<p><b>22.3 %</b></p>
	<p><b>85-90% of Instructional Days</b></p>	<p><b>15.4 %</b></p>
	<p><b>80-85% of Instructional Days</b></p>	<p><b>8.1 %</b></p>
	<p><b>Less than 80% of Instructional Days</b></p>	<p><b>22.6 %</b></p>
% of Students Attending at Least 90% of Instructional Days	Additional Metrics	
<p><b>All Students: 421 Students</b></p> <p style="text-align: center;"><b>Score: 53.9 %</b></p> <p>2021-2022 Target: 82.3 % -28.4 pts from target</p> <p>2025-2026 Goal: 94.0 % -40.1 pts from target</p> <p>NOT MEETING <span style="margin-left: 100px;">no data prior year</span></p>	<p><b>Not Applicable</b></p> <p><i>% of Teachers Attending at Least 95% of Work Days (Cumulative)</i></p>	<p><b>Not Applicable</b></p> <p><i>Teacher Annual Retention</i></p>
	<p><b>Not Applicable</b></p> <p><i>% of Teachers Receiving a Proficient MMS Rating</i></p>	<p><b>Not Applicable</b></p> <p><i>% of Teachers Receiving a Distinguished MMS Rating</i></p>

- Meeting Target
- Not Meeting Target

# Climate, Culture & Opportunity

## Guardrail 2 - Enriching and Well-rounded School Experiences

## Guardrail 3 - Partnering with Parents / Family Members

School Code | 3361 School Name | Mastery Charter School at Lenfest

**Guardrail 2:** Every student will have a well-rounded education with co-curricular opportunities, including arts and athletics, integrated into the school experience.

**Guardrail 3:** Every parent and guardian will be welcomed and encouraged to be partners in their child's school community.

### % of Students Participating in Co-Curricular / Athletics Activities

### School Relationship Score

*% of Students  
Participating in Co-  
Curricular / Athletics  
Activities*

**Data Unavailable**

**Insufficient Sample**

### Additional Metrics



**Not Applicable**

*School Has a SAC/Parent Advisory Group*



**Not Applicable**

*School Has a SAC/Parent Advisory Group That Meets Regularly*



**Not Applicable**

*Number of SAC/Parent Advisory Group Meetings*

- Meeting Target
- Not Meeting Target



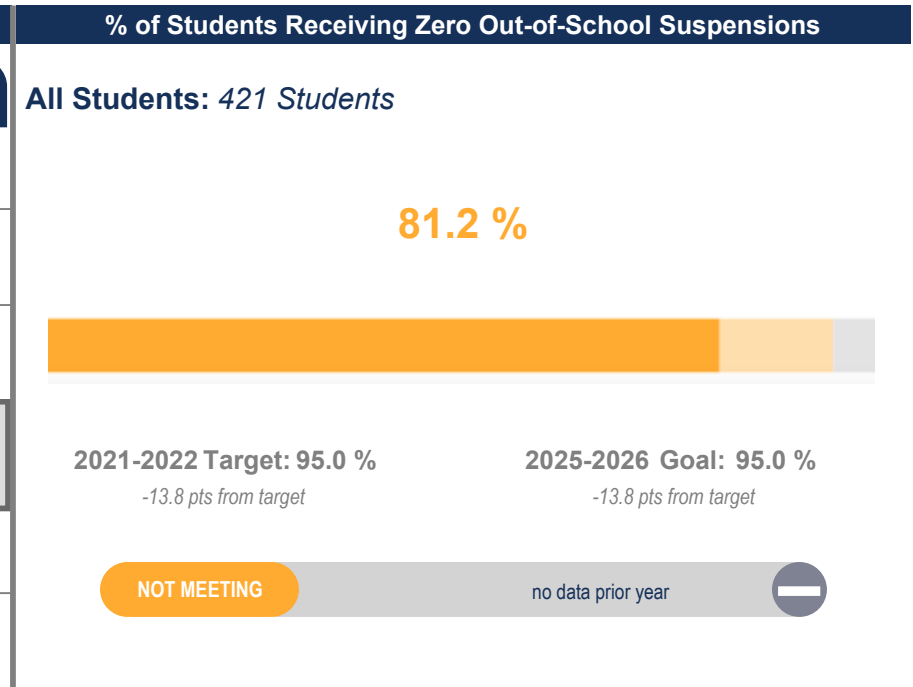
# Climate, Culture & Opportunity

## Guardrail 4 - Addressing Racist Practices

School Code | 3361 School Name | Mastery Charter School at Lenfest

**Guardrail 4:** Our students' potential will not be limited by practices that perpetuate systemic racism and hinder student achievement.

Suspension Disproportionality		
	% of Enrollment (Total Enrollment)	% of Suspensions Given to Each Subgroup
All Students	(381)	
American Indian / Alaskan Native	0.5 % (2)	0.0 %
Asian	0.8 % (3)	0.0 %
Black / African American	77.2 % (294)	78.0 %
Hispanic / Latino	16.3 % (62)	17.8 %
Multi Racial / Other	3.4 % (13)	2.5 %
Native Hawaiian / Pacific Islander	0.0 % (0)	0.0 %
White	1.8 % (7)	1.7 %
English Learners	3.2 % (12)	2.5 %
Students with IEPs	32.8 % (125)	39.8 %
Economically Disadvantaged	89.8 % (342)	86.4 %



### Disproportionality in AP, IB, and Dual Enrollment Courses

All Students	Black / African American	Hispanic / Latino
43.0 %	44.0 %	Insufficient Sample

- Meeting Target
- Not Meeting Target